


THE
TRIUMPH
SPORTS SIX
CLUB

V I T E S S E

B U Y E R S

GUIDE




VITESSE 6 1962-1966

Number built:- Saloon 22,814

Convertible:- 8,447

Chassis numbers:- HB4DL to HB34053

With its 1600cc engine, this car produced 70bhp - 82bhp depending on carburettors fitted, which made it a good all round four seater tourer. Overdrive was available as an optional extra. Spares supply is good



VITESSE 2 LITRE MKI 1966-1968

Number built:- Saloon 7,328


Convertible 3,502

Chassis numbers:-

Saloon - HC606 to HC12079DL

Convertible:- as above but CV

The MkI used a new 1998cc engine producing 95bhp through an all synchromesh gearbox. The styling was nearly identical to the 6. Overdrive was available as an optional extra. Very good spares availability.



VITESSE 2 LITRE MKII 1968-1971

Number built:- Saloon 5,649

Convertible 3,472

Chassis numbers:- HC50000DL to HC57996DL

Convertible:- HC50006CV to HC58109CV

Revised rear suspension with Rotoflex set up and more power with 104bhp. Slight styling changes included new front grille and boot panel, plus a more comfortable interior. Overdrive was an optional extra. The convertible model is much sought after. Very good spares availability.

BUYING A VITESSE? WHAT TO LOOK FOR



THE
TRIUMPH
SPORTS SIX
CLUB

CHASSIS & BODYWORK

The Vitesse uses a separate chassis which makes the car very simple to work on. As this chassis provides the backbone of the car, it is important that it is in good condition and free from accident damage. Check the main chassis members where the suspension is attached for kinks, cracks and distortion which will be the result of crash damage. If you find this, the car is best avoided. Check the two side rails of the chassis for corrosion, especially where they meet the main rails and outriggers also check the main chassis rails around the differential and the two rear outrigger legs that the rear bodytub sits on - these are a well known rust-traps.

Check the two front outriggers that the bulkhead attaches to. If possible have a good poke around with a screwdriver, particularly where they are bolted on to the bulkhead. Chassis sections can be replaced but body corrosion here is difficult to repair properly. Have a look at the remainder of the chassis along the centre of the car as this is worth checking but hardly ever rusts badly.

A good initial guide to the overall condition of the car can be ascertained by the quality of the panel fit and alignment. The door caps should be even and the door should sit squarely between the 'A' and 'B' posts.

Check bonnet fitment against the bulkhead. There is scope for adjustment on the bonnet so don't worry too much. Incorrectly replaced front wings can pull the bonnet out of shape.

Other places to check are: front footwells, wheel arch lips, rear inner wings and boot floor. Panel availability is reasonably good, with many repair sections now available. Check all over for body filler, especially around the lips of the wheel arches.

MECHANICAL

The big advantage with checking the mechanical parts is that they are all easily accessible. Start the engine but don't rev. it. Listen for initial crankshaft rumble which should only last for a few seconds until the oil pressure has built up. Also listen for tappet and timing chain rattle. There should be no excessive oil leaks but check the head gasket, sump gasket and the rocker cover gasket for any signs of leaks.

Check the suspension by bouncing each corner and allowing it to spring up and back down once. More than one cycle indicates defective shock absorbers.

Check that the brakes are not binding and that the handbrake is working efficiently.

Check the steering column and rack for excessive movement by rocking the steering wheel up and down and check that there is no play between moving the steering wheel and the road wheels moving.

ROAD TEST

Make sure you are insured to drive the vehicle on the road!!

Move off in first gear and listen for rear end knocks or clonks, which point to worn rear axle or propshaft universal joints.

Increase speed and move up and down the gears, ensuring that all gears select correctly with minimum effort. If an overdrive gearbox is fitted, check that it engages and dis-engages correctly in third and fourth gears. Cruise at around 50 mph and gently lift off on the accelerator, listening for rear end noises. A regular knocking is likely to be a universal joint; a rumble is usually a differential problem.

Still at 50 mph slip the clutch, build up the revs and re-engage the clutch; it should bite cleanly with no slip.

Check for front wheel vibration and positivity of the steering. Vibration is usually caused by worn wheel bearings, a worn steering rack or incorrect wheel balance.

On a straight road, apply the footbrake with increasing pressure. The car should stop evenly without pulling to one side. Check the temperature gauge for overheating problems.

The points mentioned above are some of the main things to look for, but remember all cars are different, so take each one on its merits.

If you have any particular queries or questions, feel free to contact Club H.Q. We will be happy to answer them for you.

WHY THE TSSC IS THE CLUB FOR YOU

**With in excess of 6,000 members currently in the Club the cars and their owners are well catered for.*

Monthly Magazine: The Courier. The monthly magazine of the Triumph Sports Six Club. Perfect bound and predominantly full colour, The Courier has up to 116 pages packed with advice; events information; general interest and informed technical articles covering simple tips to full restorations; and spares information from all the major trade houses.

The Courier also incorporates the **Area News Review** packed with local news and events information.

Furthermore, The Courier contains the most comprehensive **Triumph Classified Adverts** likely to be found anywhere with sections covering both cars and parts for sale.

Insurance: We offer a total service to members, through five leading classic car insurers. We offer very competitive rates for 17-25 year olds and a tailor made scheme for over 25s, with limited or unlimited mileage options. A fully agreed valuation service that ensures your car is covered to its full value is also provided.

Spares: Availability for Triumphs is excellent with numerous specialists throughout the country giving discounts to Club members.

TSSC Club Shop: The Club's own after-market spares department specialises in Basic servicing items, hoods, interior trim, Colour matched Paint plus much, much more. Over 400 product lines are available giving savings on normal retail prices. Our service is second to none!! Ask any member. Free catalogue available on request. 24hr 7day access on www.tssc.org.uk

Technical Help & Hints: If this is your first Triumph you will be pleased to know that they are generally very easy to work on. But if you are unsure please contact the appropriate Register Secretary or the Club office. Whether you need to know the procedures or methods, parts required, prices or just a shoulder to lean on we are here to help.

Events & Social Meetings: Over 60 local Areas across the country organise meetings at least once a month. The TSSC also has wide ranging contacts across Europe and even further afield. This can be one of the most rewarding ways of enjoying your Club membership. Many Areas organise Treasure Hunts, Camping Weekends, drives in the country plus much much more. During the year a host of indoor and outdoor shows are organised by the TSSC, culminating in TriumFest UK in July at Donington Park, which attracts thousands of members from all over the world.

TSSC Headquarters: A must visit for all Triumph enthusiasts. Open Monday to Friday 9am.- 5pm. and selected Saturdays 10am. to 1pm. See the great selection of Club cars permanently on show. Cars include the Earls Court Herald launch chassis, prototype 4 door Herald, Courier Van, Concours Vitesse Mk.1, Vitesse MK II Convertible and GT6 Mk.3, Bond Equipe, Herald Coupe and 13/60 Estate, rally Vitesse, a Spitfire MKII and a racing Spitfire plus 'Guest Cars'. Relax over a coffee in the members' coffee bar or video room, or look up those technical details in the TSSC library. Products from the TSSC Club Shop, Regalia and books are also available over the counter.

Buying a car? - With a huge selection of cars for sale through the monthly magazine, the choice is yours. We are here to assist your choice whenever possible, and to help you get the right car for the right money, in the right condition. Classifieds repeated on website.

TRIUMPH SPORTS SIX CLUB
MAIN STREET, LUBENHAM, LEICS. LE16 9TF.
Telephone 01858 434424 Fax 01858 431936
E-mail info@tssc.org.uk
Website www.tssc.org.uk